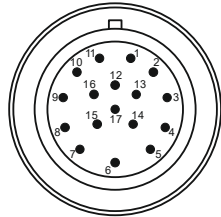
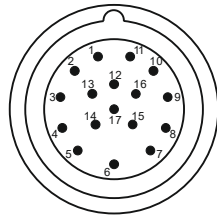


Rechtsdrehend

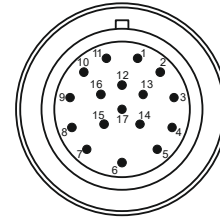


Linksdrehend

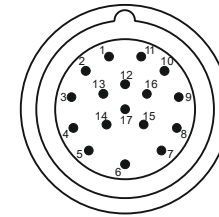


Sicht auf die Steckseite

Pin rotation CW



Pin rotation CCW



View on connecting side

Pin	Belegung	Farbe
1	V+	schwarz
2	nc	--
3	0V	weiß
4	nc	--
5	nc	--
6	nc	--
7	nc	--
8	nc	--
9	nc	--
10	T1	grün
11	T1 invers	gelb
12	T2	rosa
13	T2 invers	rot
14	RI	braun
15	RI invers	grau
16	nc	--
17	nc	--
Gehäuse	Schirm	Schirm

Pin	Signal	Color
1	V+	black
2	nc	--
3	0V	white
4	nc	--
5	nc	--
6	nc	--
7	nc	--
8	nc	--
9	nc	--
10	T1	green
11	T1 inverse	yellow
12	T2	pink
13	T2 inverse	red
14	RI	brown
15	RI inverse	gray
16	nc	--
17	nc	--
housing	shield	shield